

CALL FOR PARTICIPATION SUBMISSION GUIDE



What we're looking for **1**

Create an exceptional submission... **2**

Frequently asked questions..... **3**

Sample submission form **5**

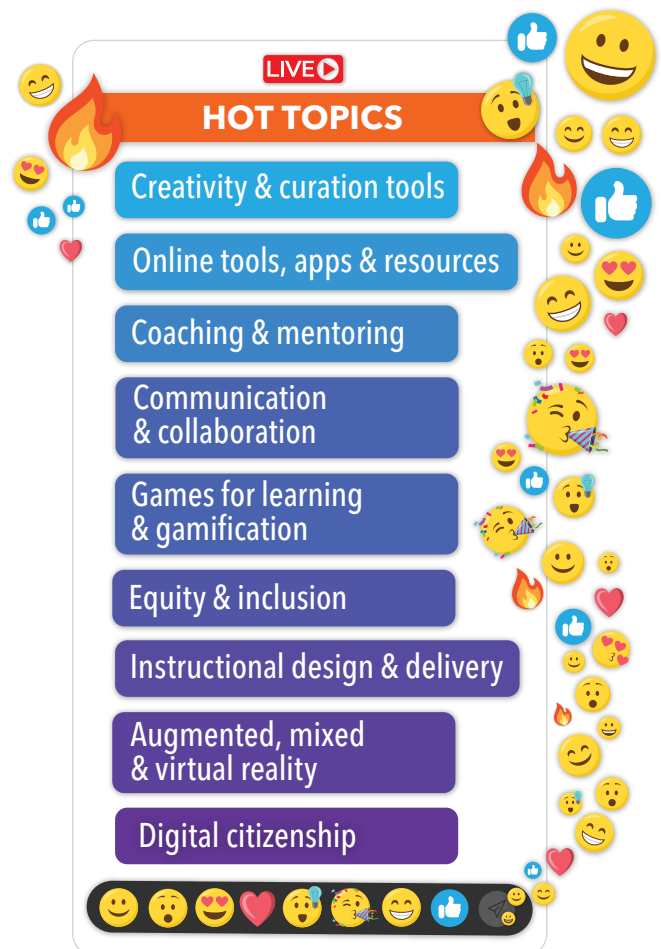
SEEKING GREAT PRESENTATIONS

ISTE helps educators around the world use technology to solve tough problems in education. Follow these tips to make your proposal stand out:

- **Share boldly.** Don't just present, share innovation and pedagogical knowledge from your own experience.
- **Be future focused.** Choose a trending topic and push the boundaries of current knowledge.
- **Inspire.** Empower educators and students to explore and learn new strategies.
- **Engage.** Encourage active participation and model best practices. Be so captivating that your audience will leave energized.
- **Show, don't tell.** Demonstrate creative applications of technology and invite the audience to join.
- **Advocate for equity.** Share the importance of application and access to meet the needs of all learners.
- **Be inclusive.** Choose co-presenters who represent diverse backgrounds, perspectives and experiences.
- **Be objective.** Sell an idea, not a product or brand.
- **Innovate.** Share your instructional ideas with new modalities and model innovation across education.

WHAT IS YOUR BIG IDEA?

Sometimes, revolutionary ideas don't fit into a specific category. Don't let that stop you from sharing yours, even if it doesn't match one of these hot topics.



ISTE is committed to providing a friendly, safe, supportive and harassment-free environment for all conference attendees and participants. Please review the [ISTE Event Code of Conduct](#)

STEP 1: PICK YOUR FORMAT

Choose a session format that best fits your presentation style and content.

LISTEN AND LEARN

One-way audience interaction

ED TALK

Traditional topic presentation.

PANEL

Moderator and two or more panelists selected collaboratively with ISTE.

RESEARCH PAPER

A traditional session, roundtable discussion (in person only) or poster presentation on original edtech research.

SNAPSHOT

20- to 30-minute micropresentation on a specific solution, tool or content provider resource.



PARTICIPATE AND SHARE

Blend of presentation and interactivity

INTERACTIVE SESSION

Topic presentation with activities for audience participation.

POSTER

Demonstration-style visual presentation in a multibooth environment.

CAMPFIRE

Conversational sharing of best practices, "unconference" format.

FORUM

Thematic learning for a specific audience or curriculum focus.

TRIP/TOUR

Off-site excursion with a cultural, educational or historical focus.

EXPLORE AND CREATE


Fully interactive sessions

CREATION LAB

Hands-on sessions focused on creating resources or projects.

PLAYGROUND

Large-scale, hands-on learning with multiple demonstration stations.



STEP 2: KNOW YOUR AUDIENCE

10 MOST COMMON ATTENDEE JOB ROLES

Teacher/Faculty (PK-12)

Technology Director/Coordinator/Specialist

Instructional Technology Coach/Director

Principal/Headmaster/Asst. or Vice Principal

C-Level Executive/Senior District Leadership

Curriculum Developer/Designer/Director

Teacher/Faculty (Higher Ed)

Consultant/Trainer

Librarian/Media Specialist

Nonprofit/NGO/Government Staff



STEP 3: CHOOSE A TOPIC

Select the topic that best fits your proposal.

STEP 4: ADD PRESENTERS

The most interesting sessions are ones that offer different perspectives. Please consider how your presenters will contribute to the diversity of experience, opinion and representation in your session.

STEP 5: COMPLETE YOUR PROPOSAL

BE SURE TO:

- Indicate what participants will learn.
- Be detailed on the purpose and objectives of the session.
- Outline the content covered and the process for engaging participants fully.
- Provide research supporting your session.
- Know and understand your session format structure.

STEP 6: HIT SUBMIT!

Submit online: isteconference.org/present


Submission deadline is September 30, 2022.

FREQUENTLY ASKED QUESTIONS



CALL FOR PARTICIPATION

OPENS: Aug. 29, 2022 • **CLOSES:** Sept. 30, 2022



How do I submit my presentation proposal?

All proposals must be submitted via our online submission form. You can create a partial submission and return to it later by clicking the "Save and Continue" button.

Do I have to be an ISTE member to present?

You do not have to be an ISTE member to submit a proposal. However, we'd love to have you join our global educator community!

Is there a fee to submit?

There is no fee to submit. However, if accepted, you must register to attend the conference.

Do I have to register for the conference if my proposal is accepted?

Yes, you must register for the conference to present. However, all presenters receive a discounted registration fee, regardless of when they register.

Can I submit more than one proposal?

Sure, but we typically accept only one per person. Submitting multiple proposals under different formats does not increase the chances of being accepted. You will have the option to indicate your interest in being considered for another session format.

When do I need to complete my submission?

We must receive your submission before midnight (11:59 p.m. PT) September 30, 2022.

Can I present both in person and virtually?

We're still designing ISTE Live 23 and may offer virtual presentation options for some session formats. You may indicate your interest in presenting virtually when submitting a session proposal (when applicable session format is selected).

When will I find out if my proposal has been accepted?

We will send an email notification telling you that decisions have been posted on presenter menus by the end of January 2023.

How will my research paper be evaluated?

Research Paper submissions are double-blind peer reviewed. Evaluations are based primarily on:

- Clearly stated and well-conceived research objectives.
- Current and well-articulated perspectives or theoretical framework.
- Appropriate and well-executed research methods (design, data sources, data analysis) that are sufficiently detailed to evaluate the quality of the proposal.
- Well-grounded results (or expectations).
- Quality of writing (clear writing style, organization, clarity of ideas and expression).
- Importance of study (timeliness, advances the field).

What is the likelihood my proposal will be accepted?

Likelihood of acceptance depends on the quality of the proposal and how many proposals are received for the session format you choose. Last year, 37% of proposals were accepted. Our review process is rigorous. We select the best sessions according to the criteria listed on Page 1 of this guide. Be sure to begin crafting your proposal early enough to allow time for your own review and adjustments.

Do I need to include all presenters at the time of proposal submission?

Yes, the name, email and employer of each adult presenter must be listed on the proposal. Student presenters can be added to sessions by the submitter at any point. Panels are the one exception. See below for more information about how panelist selection works this year.

How should I deliver my presentation?

The method you use to deliver your presentation must align with one of the following session formats:

ED TALK*

One or more presenters addressing an audience.

PANEL*

Designated moderator facilitating a discussion among two or more panelists on a particular topic.

See more information about our new panel process to the right.

RESEARCH PAPER*

A traditional session, roundtable discussion or poster presentation on original research on the general theme of using technology to enhance education.

SNAPSHOT*

Two independently submitted micropresentation proposals on cohesive topics are combined into an unmoderated session.

INTERACTIVE SESSION*

Audience participation and presenter interaction are ingrained in a session.

POSTER

A demonstration-style presentation in a multibooth location that involves interacting one on one or with small groups.

CAMPFIRE

A conversational experience where educators share their best practices and innovative ideas in an “unconference” format.

FORUM*

In-depth, thematic learning experiences curated for a specific audience or around a curriculum focus. May include structured networking opportunities.

TRIP/TOUR

One- to two-hour, off-site excursions, with a cultural, educational or historical focus, that allow attendees to experience Philadelphia.

CREATION LAB*

An exploratory (short) or a deep-dive (long) lab that models and allows participants to practice and experience a hands-on creation activity, a run-through of a project-based unit, or the mastering of a specific productivity tool or skill that they can take home and implement immediately. The length of the lab should be determined by needs of the activity and intended learning outcomes.

PLAYGROUND

Large-scale, multipresenter learning experiences with demonstration stations that allow for experiential, playful discovery of new technologies and practices.

** In person, this session format takes place in rooms equipped with presenter wired internet connection, LCD projection with screen, lavalier mics, Apple TV hardware, Airplay/Airplay Mirroring service and sound system to connect to presenter's own device. Participants will have wireless internet connectivity.*

PANEL PROPOSAL INFO:

Proposers will submit an idea for a great panel topic. If selected, they will work collaboratively with the ISTE program team as they develop their idea and build out a diverse slate of panelists.

We want to ensure our panels have great representation from a variety of perspectives and demographics. In the interest of identifying and elevating new voices to our community, we can support or make panelist recommendations to proposers as needed. New voices can bring fresh perspectives and innovative examples to the program, and we want to create opportunities to intermingle ISTE Live veterans with newer educators (or educators newer to our community). We think this blend makes for the most vibrant program offerings.

More questions?

Contact conf-program@iste.org.

SAMPLE SUBMISSION FORM

THINGS TO CONSIDER AS YOU BEGIN YOUR SUBMISSION:

- An * indicates that a value is required before submitting this form.
- Unless otherwise noted, questions apply to all session formats.
- You may start a submission and complete it at a later time.
- The information on each page will not be saved until you click the "Save and Continue" button at the bottom of the page.
- Submit one proposal per topic. If your proposal is not selected for the format you submitted, we may consider it for other formats.
- We encourage K-12 students to present at the ISTE Live. To be considered for the program, proposals should be submitted by an adult presenter or chaperone, with student presenters listed on the "Additional Presenters" page of the submission form. There is a limit of five student presenters per proposal.
- All adult presenters are required to register for the conference and are given the best registration rate possible.
- Keep in mind that any field may be made publicly viewable, so respond accordingly. Session titles and descriptions are edited for grammar, spelling, ISTE style, brevity, clarity and tone. Send editing questions to editor@iste.org.

FORMATS

SESSION FORMAT*

Listen and Learn: Primarily one-way interaction between presenters and audience.

ED TALK

- **In person:** Hour-long presentation with one or more presenters addressing a seated audience.
- **Virtual:** 45-minute presentation with one or more presenters addressing an audience in a webinar virtual experience.

PANEL:

- Proposers will submit an idea for a great panel topic. If selected, they will work collaboratively with the ISTE Program Team as they develop their idea and build out a diverse slate of panelists.
- We want to ensure our panels have great representation from a variety of perspectives and demographics. In the interest of identifying and elevating new voices to our community, we can support or make panelist recommendations to proposers as needed. New voices can bring fresh perspectives and innovative examples to the program, and we want to create opportunities to intermingle ISTE Live veterans with newer educators (or educators newer to our community). We think this blend makes for the most vibrant program offerings.

- **In person:** Hour-long presentation with a designated moderator facilitating a discussion among two or more panelists on a particular topic.
- **Virtual:** 45-minute long presentation with a designated moderator facilitating a discussion among two or more panelists on a particular topic.

RESEARCH PAPER:

- **In person:** 20- to 30-minute lecture presentation, hour-long roundtable presentation, or 90-minute poster presentation featuring original research on the general theme of using technology to enhance education.
- **Virtual:** 15- to 20-minute lecture or poster presentation featuring original research on the general theme of using technology to enhance education.

SNAPSHOT:

- **In person:** 30-minute micropresentation that focuses on a particular instructional model, technology solution or content provider resource. Two snapshots are combined into an unmoderated hour-long session.
- **Virtual:** 20-minute micropresentations presented consecutively with a 5-minute question-and-answer period following the presentations. Two snapshots are combined into an unmoderated 45-minute session in webinar format.

Participate and Share: Moderate interaction between presenters and audience or among participants.

○ **CAMPFIRE:**

- **In person:** One- to two-hour sessions, Campfires are a conversational experience where educators can meet new people, while sharing their best practices and innovative ideas in an “unconference” format.

Leaders will facilitate the collection and organizing of ideas that educators bring to the room, and support them in selecting the conversation topic that best fits their interests.

- **Virtual:** No virtual offering in this format.

○ **FORUM:**

- **In person:** Two- to three- hour sessions, Forums provide an in-depth, thematic learning experience curated for a specific audience or around a curriculum focus, and may include structured networking opportunities. May or may not require preregistration and/or additional fees.

- **Virtual:** No virtual offering in this format.

○ **INTERACTIVE SESSION:**

- **In person:** A one-hour lecture featuring audience participation and interaction with the presenter(s) during the session with hands-on interaction such as collaborating on a document, creating a collaborative document or participating in a presenter-led backchannel, poll or other activity.

- **Virtual:** 45-minute session featuring audience participation with the presenter(s) during the session via chat, with hands-on interaction such as collaborating on a document, creating a collaborative document or participating in a presenter-led backchannel, poll or other activity. Held in webinar format with breakouts and ability to allow attendees to share video and microphone.

- **POSTER:** Recommended for student presentations featuring K-12 students presenting their own work and global projects involving collaborations across borders.

- **In person:** A 90-minute demonstration-style presentation in a multibooth location, which involves interacting one on one or with small groups. A poster board and monitor display are included in the presentation station.

- **Virtual:** A combination of one 45-minute live session and a visual poster build, with demo video and resources that are available on the platform throughout the conference.

○ **TRIP/TOUR:**

- **In person:** Organize and lead a one- to two-hour off-site excursion with a cultural, educational or historical focus that allows attendees to experience Philadelphia and mingle with locals!

- **Virtual:** No virtual offering in this format.

Explore and Create: Extensive interaction between presenters and audience focusing on creation and collaboration.

○ **CREATION LAB:**

□ **Exploratory**

- **In person:** 60-minute session focused on exploring new resources, developing new skills or creating through extensive hands-on activities using participant’s own device. Attendees are required to preregister.
- **Virtual:** 50-minute session focused on exploring new resources, developing new skills or creating through extensive hands-on activities using participant’s own device.

□ **Deep-dive**

- **In person:** 90-minute session focused on exploring new resources, developing new skills or creating through extensive hands-on activities using participant’s own device. Attendees are required to preregister.
- **Virtual:** 90-minute session focused on exploring new resources, developing new skills or creating through extensive hands-on activities using participant’s own device.

○ **PLAYGROUND**

- **In person:** Large-scale, multi-presenter, hands-on learning experiences with a variety of learning and demonstration stations. Playgrounds allow for experiential, playful discovery of new technologies and practices in a hands-on learning environment, and include up to six hands-on learning stations and two demonstration stations. Playgrounds showcase new pedagogical implementations and multiple sandbox experiences for attendees. Led by educators for educators, playgrounds focus on play, discovery and experimentation as part of the learning process.

Playground leaders propose an overarching theme, and if selected, work with the ISTE Program Team to further develop and build out the playground experience.

- **Virtual:** No virtual offering in this format.

CONVERTED FORMAT (All formats except Trips/Tours)

If your proposal is not accepted in the format you have chosen, would you like it to be considered for any other formats? Check all that apply.

- DEEP-DIVE CREATION LAB**
- EXPLORATORY CREATION LAB**
- ED TALK**
- INTERACTIVE SESSION**
- POSTER**
- SNAPSHOT**

PRESENTATION FORMAT*

ISTE is planning for ISTE Live 23 to be a hybrid event next June, with the in-person conference being held in Philadelphia, Pennsylvania, with a virtual component. Please indicate your presentation preference:

- I AM ONLY ABLE TO PRESENT IN PERSON IN PHILADELPHIA.**
- I AM ABLE TO PRESENT EITHER IN PERSON OR VIRTUALLY.**
- I AM ONLY ABLE TO PRESENT VIRTUALLY.**

RESEARCH PAPER FORMAT* (Research Papers only)

Select your preferred Research Paper format.

- LECTURE PRESENTATION:** Two to three papers presented consecutively within an hour in a lecture setting.
- ROUNDTABLE PRESENTATION:** Papers discussed for an hour in a roundtable set for 10-15 attendees.
- POSTER PRESENTATION:** Two-hour, demonstration-style presentation delivered in an open, multibooth environment that enables presenters to engage their audience in more intimate one-on-one and small-group conversation.

Research Paper converted format

If your proposal is not accepted in the format you have chosen, would you like it to be considered for any other formats? Check all that apply.

- LECTURE PRESENTATION**
- ROUNDTABLE PRESENTATION**
- POSTER PRESENTATION**

TOPIC AND AUDIENCE (All formats except Campfires)

SESSION TOPIC* Select up to two.

- Artificial Intelligence
- Assessment/evaluations/use of data
- Assistive & adaptive technologies
- Augmented, mixed & virtual reality
- Coaching & mentoring
- Computer science & computational thinking
- Communication & collaboration
- Creativity & curation tools
- Curriculum planning & evaluation
- Digital citizenship
- Distance, online & blended learning
- Educational policy
- Emergent technologies
- Equity and inclusion
- Esports
- Funding & accountability
- Games for learning & gamification
- Global collaboration
- Innovation in early childhood/elementary
- Innovation in higher education
- Innovative learning environments
- Instructional design & delivery
- Leadership
- Library/media
- Maker activities and programs
- Online tools, apps & resources
- Open educational resources
- Personalized learning
- Professional learning
- Project-, problem- & challenge-based learning
- Safety, security & student data privacy
- Science of Learning
- Social emotional learning
- Storytelling/multimedia
- Student agency, choice and voice
- Teacher education
- Technology infrastructure & connectivity
- Universal Design for Learning/differentiated learning
- Using the ISTE Standards

SUBJECT AREA* Select up to two.

- Career and technical education
- Career and technical education
- Computer science
- ESL
- Health and physical education
- Language arts
- Math
- Music
- Performing/visual arts
- Science
- Social studies
- Special education
- STEM/STEAM
- World languages
- Not applicable

AUDIENCE ROLE* Select up to three.

- Chief technology officers/superintendents/school board members
- Coaches
- Curriculum/district specialists
- Library media specialists
- Principals/head teachers
- Professional developers
- Teachers
- Teacher education/higher ed faculty
- Technology coordinators/facilitators

GRADE LEVEL* (All formats except Trips/Tours)

- PK-2
- 3-5
- PK-5
- 6-8
- 6-12
- 9-12
- PK-12
- Community college/university
- N/A

SKILL LEVEL* (All formats except Research Papers and Trips/Tours)

- BEGINNER:** Limited or no experience or prior topic knowledge; no prerequisite skills required.
- INTERMEDIATE:** Basic core competency or knowledge of the topic; some prerequisite skills or knowledge required.
- ADVANCED:** Considerable experience or advanced knowledge of the topic; significant prerequisite skills or knowledge required.

If Intermediate or Advanced:

SKILL PREREQUISITES

Describe any specific knowledge or skills attendees should have.

GENERAL INFORMATION

TITLE*

Your title should help attendees easily understand the topic of your session with the first few words aiming to attract your session's primary audience.

Example: 10 Easy Ways to Bring Digital Creation Into Early Childhood Classrooms
(limit 12 words)

DESCRIPTION*

Write a brief but detailed description of your session. Be as specific as possible, avoiding clichés and buzzwords. Hyperlinks cannot be included in your description. Describe what information you will offer and what attendees can expect to learn from your session.
(limit 50 words)

REIMAGINING LEARNING AND THE CLASSROOM*

Education is in a dynamic period of change and adaptation that impacts everyone in academia. Please share how your presentation addresses the current challenges and/or provides a path forward in the future of learning.
(limit 50 words)

DIVERSITY, EQUITY AND INCLUSION*

ISTE believes that by cultivating a community of educators with a wide range of experiences, diverse backgrounds and perspectives, we enhance the practice of all educators. We are working to improve our proposal intake and selection process to engage more diverse speakers, identify and remove barriers and create an inclusive opportunity for all. To that end, please describe how you have considered inclusivity and/or incorporated diversity in your proposal content focus and presenter selection.

For research papers, please respond without naming specific presenters or their organizations.
(limit 50 words)

WILL THIS SESSION BE PRESENTED BY K-12 STUDENTS?*

- Yes
- No

There is a limit of five student presenters per session. As the submitter/lead adult presenter for a student presentation, you're eligible to receive a nontransferable complimentary registration as long as you bring a K-12 student. Students must be with an adult at all times. Student presenter names must be added or updated by June 2 to ensure their badges are ready when they arrive. Students or children under the age of 16 (including infants) who are not presenting are not permitted in sessions, workshops or the expo hall. Students must be with an adult at all times. Chaperone badges allow chaperones to accompany students at all times. They do not permit attendance at any conference events independent of student participation. Chaperones do not need to be named on the session record. There is a requirement of one chaperone per five students. Due to space restrictions, additional chaperones are not permitted.

ADDITIONAL DETAILS

Enter a URL that exemplifies your presentation style or supports your session proposal topic. This URL will only be viewed by proposal reviewers. If you are sharing links, be sure your links are accessible/public.

http://

ATTENDEE RESOURCE

Enter a URL that could be used as a resource by attendees of your session, if applicable. This URL will be part of your public session proposal on the conference website and mobile app. Please consider resources that are accessible on screen readers.

Attendee resource description*

ISTE STANDARDS* (All formats except Campfires and Trips/Tours)

Select at least one, and up to three, ISTE Standards indicators that will be addressed in your presentation.

- ISTE Standards for Students +
- ISTE Standards for Educators +
- ISTE Standards for Education Leaders +
- ISTE Standards for Coaches +

ISTE STANDARDS ADDRESSED* (All formats except Campfires and Trips/Tours)

Explain briefly but in detail how your session will address the ISTE Standards indicators selected. Reviewers will be evaluating proposals based on the depth of use and thoughtfulness in implementation of the selected ISTE Standards.

COMMERCIAL PRESENTATION

ISTE recognizes that many sessions focusing on the integration or application of specific technologies may encompass commercial products. This is acceptable provided they are appropriately labeled. If one or more of the presenters represents or was recruited to present by a for-profit company whose products or services are being discussed, check the box below.

Commercial presentation

What products/services:*

INFLUENCER DISCLOSURE*

A recent Federal Trade Commission (FTC) ruling requires that anyone who endorses a product through social media or presentations should make their relationship with the brand (“material connection”) obvious. A “material connection” to the brand includes a personal, family or employment relationship, or a financial relationship, such as the brand directly paying fees, covering travel or providing free or discounted products or services.

Disclosure of these kinds of relationships at ISTE Live 23 is important because it helps keep recommendations honest and truthful, and it allows people to weigh the value of presenter endorsements.

As an influencer, it’s your responsibility to make these disclosures, to be familiar with the Endorsement Guides and to comply with laws against deceptive ads.

All ISTE Live 23 presenters will be asked to disclose relevant details by June 1, 2023, including the company/companies and relationship(s)/compensation, or indicate that they do not have a material connection to disclose. Please be sure that any presenters in your session are aware of this reporting. If accepted, the disclosure form will be located on the sidebar of your presenter menu.

I agree to complete this form and encourage any other presenters to complete their form.

MODEL RELEASE*

All ISTE Live 23 presenters will be required to sign model releases by June 1, 2023, in order to present. Please be sure that any presenters in your session are aware of this requirement. If accepted, the model release will be located on the sidebar of your presenter menu.

I agree to complete this form and encourage any other presenters to complete their form.

DISCLOSURE STATEMENT

I have been supported financially by a company whose product is being included in my presentation.

- Travel support (flights, hotel, etc.)
- Stipend or honoraria
- Material support (products or services)
- Registration

NOTE: The purpose of this question is to disclose this information to attendees. It will not impact session selection.

Which company or companies? List here:

(Research Papers only)

Do you have any affiliation with companies related to the digital tools, technologies or pedagogies in your research study?

RESEARCH PAPER REVIEWER INTEREST (Research Papers only)

Are you interested in volunteering to be a research paper reviewer?

- I would like to be a research paper reviewer.

PRESENTER CONSTRAINTS*

Core conference dates are Sunday, June 25 through Wednesday, June 28, 2023. There may be possibilities to present virtually during the preconference day on Saturday, June 24, 2023.

Please check the date(s) below that you are able to present.

NOTE: ISTE requires that primary presenters are physically present to moderate their events and provide a presentation device including connection for any remote co-presenters if applicable.

- Available all dates
- Saturday, June 24
- Sunday, June 25
- Monday, June 26
- Tuesday, June 27
- Wednesday, June 28

Please note other scheduling or capacity constraints below:

WAITLIST NOTICE*

Every year, more proposals are received than can be included in the ISTE Live program. If your session is not selected in the first round and is waitlisted, how far in advance do you need to know you were accepted to present in order to attend the conference?

- 3 months
- 2 months
- 1 month
- 2 weeks

ARE THERE ANY ACCOMMODATIONS THAT YOU NEED TO BE SUCCESSFUL AS A PRESENTER AT ISTE LIVE 23?

PANEL MODERATOR EXPERTISE AND INTEREST STATEMENT (Panels only)

Please share your personal expertise on the topic of this panel and describe your interest in sharing instructional practice for these particular topics or curriculum areas.

WHAT IS THE CRITERIA FOR ASSEMBLING PANELISTS FOR THIS SESSION?

Please add any proposed panelists and their contribution to diverse perspectives for the panel.

PLAYGROUND COORDINATOR EXPERTISE AND INTEREST STATEMENT

(Playgrounds only)

Please share your personal expertise on the topic of this playground and describe your interest in building a playground learning environment on this particular topic or curriculum areas.

Playground leaders propose an overarching theme, and if selected, work with the ISTE Program Team to further develop and build out the playground experience.

CAMPFIRE LEADER INTEREST STATEMENT (Campfires only)

Share your experience and how you would organize and facilitate an unconference conversation experience for multiple attendees and a variety of topics.

ADDITIONAL PRESENTERS (All formats except Panels)

Required*

You may start a submission and complete it at a later time. The information on this page will not be saved until you click the "save and continue" button at the bottom of the page.

NOTE: Presenters added to sessions after February will require additional review.

CURRENT PRESENTERS

This is the list of people currently associated with this proposal. As the proposal submitter, you have exclusive access to edit this proposal. By default, you have also been designated as a presenter on this proposal.

You may change your role and/or add or remove additional presenters below. Anyone you add to this proposal with an email address will be notified and will be required to log in to create their presenter profile, from which they will be able to view, but not edit this proposal. Co-presenters are required to update their presenter profile before the session proposal will be considered for inclusion in the program. Co-presenters need to update their presenter profile by October 10, 2022.

Presenters are listed in alphabetical order by last name.

Research Papers: Research submitters can now specify the order of presenters or co-authors as they prefer to have them displayed in the conference program and conference app. They will be listed in the order of this Presenters page, though your summary may show in alphabetical order. If you need to designate one author as the lead presenter, please use the role "Presenter" and list other authors as the role "Co-author."

You may change your role and/or add or remove additional presenters below. Anyone you add to this proposal with an email address will be notified and invited to create their own presenter menu, from which they will be able to view, but not edit, this proposal.

Roles:

- Nonpresenting Submitter:** Select this role for yourself if you do not wish to be listed as a presenter.
- Presenter:** Select this role for anyone you wish to be listed as a presenter, including yourself.
- Student Presenter:** Select this role for any presenters who are K-12 students. (Students must be with an adult at all times.) Limited to five student presenters.
- For Research Papers:** Co-author: Select this role for anyone you wish to be listed as a co-author. Please indicate if your co-author will be presenting on-site or not attending ISTE Live.

NOTE: ISTE requires that primary presenters are physically present to moderate their events and must provide presentation laptop/tablet, including connection, for any remote co-presenters, if applicable.

NAME	COMPANY	EMAIL	ROLE
Smith, Joe	Workplace Name	email@email.com	Presenter

- ISTE Certified Educator**
- Is an undergraduate student** (Research Papers)
- Is a graduate student** (Research Papers)

ADD PRESENTERS

Please enter the last name and email address for any additional presenters. If we do not have a record of this individual in our database, we will ask you to provide full contact information.

Repeat process as many times as needed for all presenters.

First name:

Last name:

Email:

Student presenter? NOTE: If presenter is a K-12 student, email address is not required.

SUMMARY

Required*

You may start a submission and complete it at a later time. The information on this page will not be saved until you click the “save and continue” or “update” button at the bottom of the page.

PROPOSAL SUMMARY TIPS

Your answers to the following questions will be combined to create your proposal summary. If your proposal is accepted, this summary information will be viewable on the conference website and app. Make sure that all content (including spelling and grammar) is suitable for public reference.

Keep in mind that the proposal reviewers may not know you or your reputation, or be familiar with the specific technologies, models or instructional strategies you are addressing. Be sure to provide sufficient detail, including full names (not acronyms) and brief descriptions of all such elements in your proposal summary so reviewers can evaluate the relevance and usefulness of the information to attendees.

Specifically, reviewers will evaluate your proposal for its:

- Relevance of the topic to the educational technology field and ISTE audience.
- Educational significance and contribution to the respective topic.
- Degree to which higher/second-order applications of technology are addressed.
- Ease of replication.
- Value to participants.
- Presenter knowledge and experience.

NOTE: To expedite the online submission process, we recommend that you first draft your proposal summary responses in another application, then copy and paste them here.

PURPOSE AND OBJECTIVES* (All formats except Research Papers)

Provide a detailed overview of the purpose and objectives of your presentation. Describe your objectives as participant outcomes (i.e., what will participants know and be able to do as a result of their participation, or what specific skills will be introduced and practiced). Also include, if appropriate:

- Educational or infrastructure challenge/situation.
- Technology intervention. Include specific names/titles and descriptions if tools are not widely known and available.
- Include specific names/titles and descriptions if tools are not widely known and available.
- Lesson plans or instructional activities/strategies employed. Include a brief description of your instructional electronic resources or tools used.
- Evidence of success.

For Research Papers: What are the objectives or purposes of your research? How is your topic relevant to the education technology field and ISTE audience?

OUTLINE* (All formats except Research Papers)

Provide a detailed outline of your presentation, including:

- **Content and activities:** What content will be presented and/or in what activities will the audience participate?
- **Time:** How much time will be spent on each content component?
- **Process:** Include specifics on the frequency and tactics you plan to use to engage the audience (e.g., peer-to-peer interaction, device-based activities, games or contests, etc.).

LEARNER OUTCOMES* (All formats except Research Papers)

What will attendees learn and what will they take away from attending your session? Describe any new ideas or strategies attendees will learn, or products attendees will create, in your session.

SUPPORTING RESEARCH* (All formats except Research Papers)

List any articles, books, websites, recognized experts or other documentation that supports the importance of the session topic and/or the practices/information being presented.

PRESENTER BACKGROUND* (All formats except Research Papers)

List each presenter's qualifications and experience with the session topic. Be sure to include any previous presentations on this or similar topics.

PERSPECTIVE OR THEORETICAL FRAMEWORK* (Research Papers only)

What perspective(s) or theoretical framework does your research follow or embody?

RESEARCH METHODS* (Research Papers only)

Describe your research, including a detailed description of design, data sources and methods of analysis – such as how you selected participants and the types of questions you asked. Provide enough details to make it easy to replicate your study.

RESULTS OR EXPECTATIONS* (Research Papers only)

Describe your results, or your expectations in cases where the results are not complete.

NOTE: For proposals without finalized data, please note this clearly in your proposal. However, you should be sure to provide evidence that the research is well conceived, underway and likely to be fully implemented and completed. You can still be considered for a research session.

EDUCATIONAL OR SCIENTIFIC IMPORTANCE* (Research Papers only)

Describe the educational or scientific importance of your study. How is this study valuable to ISTE attendees?

WHEN YOU DO EXPECT TO HAVE YOUR DATA COLLECTED?* (Research Papers only)

REFERENCES* (Research Papers only)

List your references.

LOGISTICS

Required*

You may start a submission and complete it at a later time. The information on this page will not be saved until you click the “save and continue” or “update” button at the bottom of the page.

IN-PERSON PRESENTER STATION

The standard front-of-room equipment set includes a combination of wired and wireless presenter internet connectivity, LCD projection with screen, lavalier mics, Apple TV hardware, Airplay/Airplay Mirroring service and a sound system to connect to presenter’s own laptop. Attendees will have wireless internet connectivity.

Please note for Research Paper Roundtables: No technology or power is provided at each of the tables; a charging station will be at the back of the room.

The breakout room presenter station is available to Research Paper Lecture sessions.

ATTENDEE DEVICES*

Will participants of your session need to bring any devices to participate successfully?

- Devices are not needed/used in this session.
- Devices may be useful, but they are not required for this session.*
- Devices are required to effectively participate in this session.*

*If devices are needed, check any of the following that apply:

Laptop

Chromebook Mac PC

Tablet

Android iOS Windows

Smartphone

Android iOS Windows

ATTENDEE ACCOUNTS, SOFTWARE AND OTHER MATERIALS

List any software, apps or accounts attendees should have loaded on their devices (including download URLs, if applicable) to best participate in your session. Also include other equipment/materials to bring.

In-person alternative room setting* (Interactive Sessions and Forums only)

Most of our session rooms have traditional lecture-style seating. We do have a limited number of session rooms with round tables for audience seating or a combination of rounds and lecture seating.

Does your presentation need audience seating in rounds or an alternative set?

- Yes
- No

If "Yes": Describe what you are planning and/or what activities require rounds/alternative set.

In-person alternative room setting* (Deep Dives and Exploratory Creation Labs only)

Most of our lab/workshop rooms have classroom seating, or a combination of classroom and lecture-style seating. We do have a limited number of session rooms with round tables for audience seating, or a combination of rounds and classroom seating.

Does your presentation need audience seating in rounds or an alternative set?

- Yes
- No

If "Yes": Describe what you are planning and/or what activities require rounds/alternative set.

In-person flexible learning environment* (All formats except Campfires, Forums, Posters, Playgrounds, Research Papers, and Trips/Tours)

Does your content focus on, or highlight teaching within, a flexible learning environment?

- Yes
- No

If "Yes": Describe how you would use a flexible learning environment.