




JUNE 28–JULY 1 • ORLANDO, FL

# Call for Exhibitors



#istelive  
#ascdannual



# Exhibit *With Us*

Join us at ISTE Live 26 and ASCD Annual 26 Conference in Orlando for the opportunity to showcase your products and services to a highly targeted market of edtech and curriculum leaders. We bring the power of partnership and global collaboration to thousands of members and organizations around the world. And once again, the ISTE and ASCD Annual conferences are coming together with co-located events and a combined expo hall. Booking an exhibit space is your gateway to reaching an influential community of education decision-makers.



## Sponsor

In addition to allowing you to market your products and services to a vast audience of edtech decision-makers and influencers, sponsorship opens the door to a host of other year-round marketing and engagement benefits.

**To sponsor, contact:**

[sponsorship@iste.org](mailto:sponsorship@iste.org)



## Advertise

Exhibitors have the potential to reach thousands of edtech and curriculum leaders in the co-located ISTE Live and ASCD Annual Expo. Magnify your message through facility, print and digital vehicles. Contact us today to maximize your visibility.

**To advertise, contact:**

[conf-exhibits@iste.org](mailto:conf-exhibits@iste.org)

800.280.6218 (U.S. and Canada)

541.346.3537 (international)



## Industry Partnerships

**Exhibiting at ISTE Live is a great way to connect with educators—but your impact doesn't have to stop there.** Through ISTE+ASCD's year-round industry programs, companies can:

- **Increase impact** by tapping into our deep expertise in edtech and engaging educators in authentic product feedback through our new initiative, **coLab**
- **Increase credibility** with the **ISTE Seal**, our rigorous and trusted product evaluation
- **Increase exposure** through strategic, year-round visibility across ISTE+ASCD's channels

**To learn more about our year round industry programs, contact:**

[solutionsnetwork@iste.org](mailto:solutionsnetwork@iste.org)



## Meet

Host clients for dedicated discussions in private meeting space conveniently co-located with the expo hall. Three turnkey room designs are available.

**To book a meeting space, contact:**

[conf-exhibits@iste.org](mailto:conf-exhibits@iste.org)

800.280.6218 (U.S. and Canada)

541.346.3537 (international)

# At a Glance

## Expo hours and location

The ISTE Live and ASCD Annual expo opens Monday, June 29, 2026, at the Orange County Convention Center in Orlando, Florida. Expo hours have been scheduled to provide maximum interaction between conference attendees and exhibitor personnel.\*

**Monday, June 29, 9 a.m.–5:30 p.m.**

**Tuesday, June 30, 9:30 a.m.–5:30 p.m.**

**Wednesday, July 1, 9 a.m.–1 p.m.**

*\*If we find it necessary to alter expo hours, exhibitors will receive as much notice as possible.*

## Setup and dismantling

Exhibit setup will be during these days and times:

**Friday, June 26 ..... 1–5 p.m.**

**Saturday, June 27 ..... 7:30 a.m.–6:30 p.m.**

**Sunday, June 28 ..... 7:30 a.m.–6:30 p.m.**

**Monday, June 29 ..... 7–8 a.m.**

All exhibits must remain in place until 1 p.m. on Wednesday, July 1. Return of crates and packing cases and dismantling of exhibits will begin at that time.

**Apply online  
to reserve your  
space today!**

## Rental charges

Early rate	Standard rate
<b>Applications and deposits received before Aug. 31, 2025</b>	<b>Applications and deposits received after Aug. 31, 2025</b>
<b>\$5,680 per 10' x 10' booth</b>	<b>\$6,820 per 10' x 10' booth</b>

## Booth Package

Booth reservations include the following benefits depending upon size of space purchased:

- 7" x 44" identification sign with company name and booth number (in-line and peninsula booths only)
- Pipe railing, 8' curtain backwall and 3' high curtain side rails (in-line booths only)
- Complimentary, full-conference registrations for each contracted company based on size of booth on the following schedule:
  - 50-300 sq. ft. = 1 complimentary full registration
  - 400-800 sq. ft. = 3 complimentary full registrations
  - 900-1600 sq. ft. = 6 complimentary full registrations
  - 2000+ sq. ft. = 8 complimentary full registrations
- Special exhibitor discounted pricing on additional full-conference registrations purchased (beyond the complimentary allotment)
- Seven complimentary booth staff (exhibitor) badges per 10' x 10' booth space; four complimentary booth staff (exhibitor) badges per 5' x 10' booth space
- Descriptive listing in the conference mobile app, online floor plan and exhibitor search
- General security guard service
- Daily aisle maintenance

Please note: Booth rental does not include storage, placement, shipment or reshipment of exhibit materials, special lighting, booth furnishings, tables, chairs, electrical supplies, carpet, individual booth cleaning or any other special service ordered by the exhibitor.

**ASCD and first-time  
exhibitors:  
Inquire about special  
5' x 10' opportunities.**

## Contact us

Exhibit Management  
**800.280.6218** (U.S. and Canada)  
**541.346.3537** (international)  
**conf-exhibits@iste.org**  
**isteconference.org**

# Find your

# ASCD Audience

## at ISTE Live and ASCD Annual




The ASCD Annual Conference reaches a targeted group of dedicated and experienced educators, practitioners, and administrators involved in every aspect of education.



School	60.83%
District	20.37%
College/University	4.34%
Corporation	1.08%
Government Agency	1.13%
International School	0.32%
Non-profit Organization	4.88%
Ministry of Education/National Department of Education	0.59%
State/Provincial Department of Education	0.88%
Service Agency/Regional Center	0.93%
Vendor/Solution Provider	2.52%
Other	2.13%



C-Level Executive/Senior District Leadership (Asst./Superintendent)	6.93%
Consultant/Trainer	3.68%
Corporate Staff	0.68%
Curriculum Developer/Designer/Director	7.79%
Department Head/Chair	3.37%
Higher Ed Administration/Leader	1.80%
Instructional Technology Coach/Director	2.39%
Librarian/Media Specialist	0.23%
Nonprofit/NGO/Government Staff	2.20%
Principal/Headmaster/Asst. or Vice Principal	26.90%
Retired	0.23%
Staff Developer (PK-12)/Trainer	2.11%
Student	1.45%
Teacher/Faculty (Higher Ed)	2.60%
Teacher/faculty (PK-12)	26.05%
Technology Director/Coordinator/Specialist	1.85%
Other	9.74%



Arts (Performing/Visual)	1.57%
Business/Economics	0.65%
Computer Science	0.60%
Elementary/Multiple Subjects	20.53%
Engineering	0.05%
English language arts	8.04%
English Language Learners	2.22%
Health/Physical Education	0.65%
Mathematics	4.90%
Science	2.08%
Social Studies or History	2.91%
Special Education	4.95%
STEM/STEAM	3.88%
Teacher Education	13.59%
Technology Education	3.01%
Vocational	1.02%
World Languages	0.69%
Not Applicable	15.16%
Other	13.50%

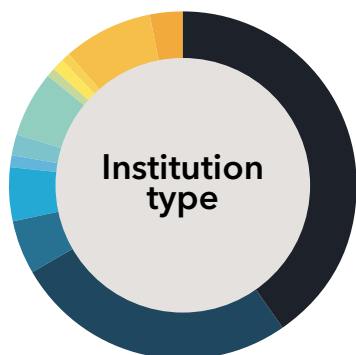
# Find your

# ISTE Audience

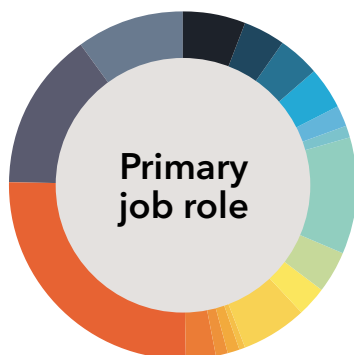


## at ISTE Live and ASCD Annual

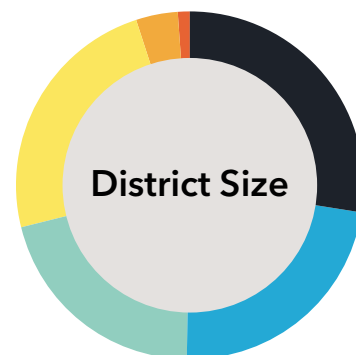
The ISTE Conference & Expo annually attracts 16,000+ attendees from around the world – half of whom are administrators, technology coordinators, library media specialists and other key influencers for edtech purchases.




- School - 40%
- District - 26%
- College/university - 5%
- Corporation - 5%
- Government Agency - 1%
- International School - 2%
- Non-profit Organization - 6%
- Ministry of Ed./Natl. Dept. of Ed - <1%
- State/Provincial Dept. of Ed - 1%
- Service Agency/Regional Center - 1%
- Vendor/Solution Provider - 8%
- Other - 3%



- C-Level Executive/Senior District Leadership (Asst./Superintendent) - 6%
- Consultant/Trainer - 4%
- Corporate Staff - 4%
- Curriculum Developer/Designer/Director - 4%
- Department Head/Chair - 2%
- Higher Ed Administration/Leader - 1%
- Instructional Technology Coach/Director - 11%
- Librarian/Media Specialist - 4%
- Nonprofit/NGO/Government Staff - 3%
- Principal/Headmaster/Asst. or Vice Principal - 6%
- Retired - <1%
- Student - 1%
- Staff Developer (PK-12)/Trainer - 1%
- Teacher/Faculty (Higher Ed) - 3%
- Teacher/faculty (PK-12) - 26%
- Technology Director/Coordinator/Specialist - 15%
- Other - 10%



- 10,000+ Student enrollment - 28%
- 10,000-29,999 Student enrollment - 23%
- 2,500-9,999 Student enrollment - 21%
- 0-2,499 Student enrollment - 24%
- Not applicable - 4%
- Other - 1%



- Recommend - 26%
- Explore/Research - 26%
- Pilot/Test - 19%
- Decide - 13%
- Purchase - 9%
- None - 7%

83%

of attendees decide on or recommend purchases.



[conference.iste.org/2025/exhibitors/demographics.php](https://conference.iste.org/2025/exhibitors/demographics.php)





# Designing the Future of Learning

## About ISTE+ASCD

ISTE+ASCD supports educators throughout their careers by providing strategies and support for creating effective teaching and learning environments. We combine technology-driven innovation with resources on transformative pedagogical practices to shape the future of education through ISTE+ASCD conferences, books and *Educational Leadership* magazine, certification programs, professional learning services, and community webinars.

Our mission is to empower educators to reimagine and redesign learning through impactful pedagogy and meaningful technology use. We achieve this by offering transformative professional learning, fostering vibrant communities, and ensuring that digital tools and experiences are accessible and effective.



JUNE 28–JULY 1 • ORLANDO, FL